


Blinky Bill



Handwriting and Alphabet Copy Book

From

Homeschooling Downunder

Manuscript Print

Ball and Stick Font

Blinky Bill Handwriting & Alphabet Copy Book

Manuscript Print (Ball and Stick)

Illustrations Dorothy Wall

By Michelle & Bethany Morrow

©Homeschooling Downunder 2010

www.homeschoolingdownunder.com

Our special thanks go to John Greatorex at School Fonts for use of his fonts.

To contact School Fonts the website is:

www.schoolfonts.com.au

This ebook is under copyright. It has been provided free to make it accessible to all. Please do not illegally reproduce copies. It is not to be sold or used for commercial purposes without permission from the publisher

All enquiries to Homeschooling Downunder.



Welcome to Blinky Bill Alphabet Copy Book

This resource has been developed to provide a language-arts resource that helps a child develop the pre-writing skills that lead to good handwriting.

We have tried to make this workbook very easy to use. There is one letter per page which can be printed as single or multiple copies. On each page the child can trace a letter and then practice copying it. The child can also colour in the illustration if they desire. We have also placed a few easy phonic or Dolche list words for children to practice writing and reading.

The letters of the alphabet have been provided as a model of good handwriting. It is not meant to be a handwriting course but rather an aid to teaching letter construction and recognition of letters.

The stories of Blinky Bill by Dorothy Wall are an Australian Classics. You may choose to read the story aloud to enhance the lessons. Here is an online version of the book.

<http://gutenberg.net.au/ebooks04/0400571h.html>

For more information on teaching handwriting and language arts I suggest you try our [Teaching Handwriting, Spelling and Grammar Charlotte Mason Style ebook](#).

Homeschooling Downunder Resources

Our handwriting products are available in both italics and manuscript font styles. With American and Australian (British, New Zealand, South Africa) Spelling versions. You will find them to be a helpful additions to your handwriting tool chest

[Classic Copywork Series](#)

[Downunder Copywork Series](#)

I hope you enjoy using this resource!

Michelle

A a

a a a a a a a



ant and at

B b


b b b b b b b



big be but

C c

c c c c c c c



cat can call

D d

d d d d d d d



dog did do

E e

Handwriting practice lines consisting of a solid top line, a dashed middle line, and a solid bottom line. The first line contains seven dashed lowercase 'e' characters for tracing. Below this are two more sets of empty handwriting lines for independent practice.




Handwriting practice lines with the words 'eat', 'egg', and 'end' written in dashed letters for tracing. The word 'eat' is on the first line, 'egg' is on the second line, and 'end' is on the third line. Each word is positioned between a solid top line and a solid bottom line, with a dashed middle line.

F f

f f f f f f f f

Blank handwriting lines for practice.



fat fan fit

O g

o o o o o o o



go go get

H h


h h h h h h h h



hat ham hen

I i

Tracing practice lines for the letter 'i'. The first row contains ten dashed lowercase 'i's on a set of three horizontal lines (top dashed, middle solid, bottom dashed). Below this are two more sets of empty three-line guides for independent practice.



Tracing practice lines for the words 'in', 'it', and 'is'. Each word is written in dashed lowercase letters on a set of three horizontal lines (top dashed, middle solid, bottom dashed). Below this are two more sets of empty three-line guides for independent practice.

J j

j j j j j j j j j



jug jig jet

K k

K k K k K k K k



key kite keg

L I


Handwriting practice lines consisting of a solid top line, a dashed middle line, and a solid bottom line. The first line contains eight vertical dashed lines for tracing. Below this are two more sets of empty handwriting lines.



Handwriting practice lines with the words 'lip', 'log', and 'lap' written in dashed letters for tracing. Each word is positioned between a solid top line and a solid bottom line, with a dashed middle line.

M m

m m m m m m



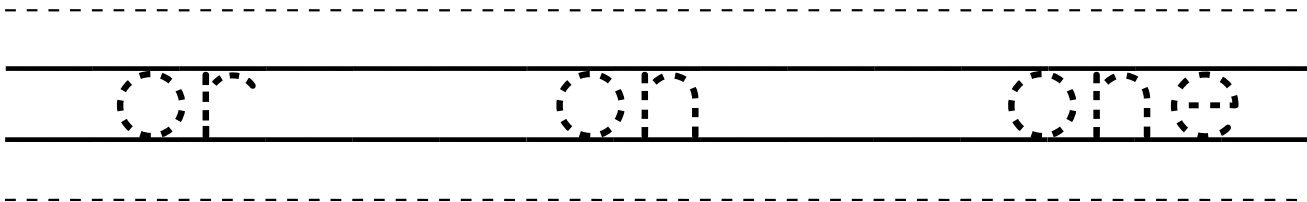

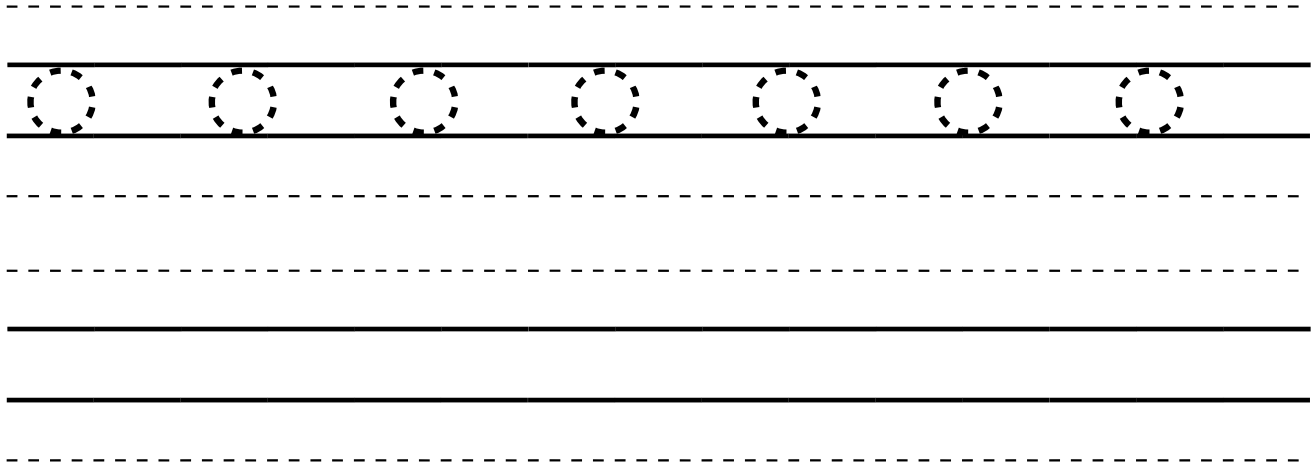
man moon ma

N n

n n n n n n n



no ne no



P p


P P P P P P P



pot pig pen

Q q

Q Q Q Q Q Q Q



queen quit quid

R r

r r r r r r r r



ran

rug

rat

S s

S S S S S S S S



st so sun

T t

T T T T T T T T T T


Blank handwriting lines for independent practice.



tip top ten

U u

U U U U U U U



up us ut

V v

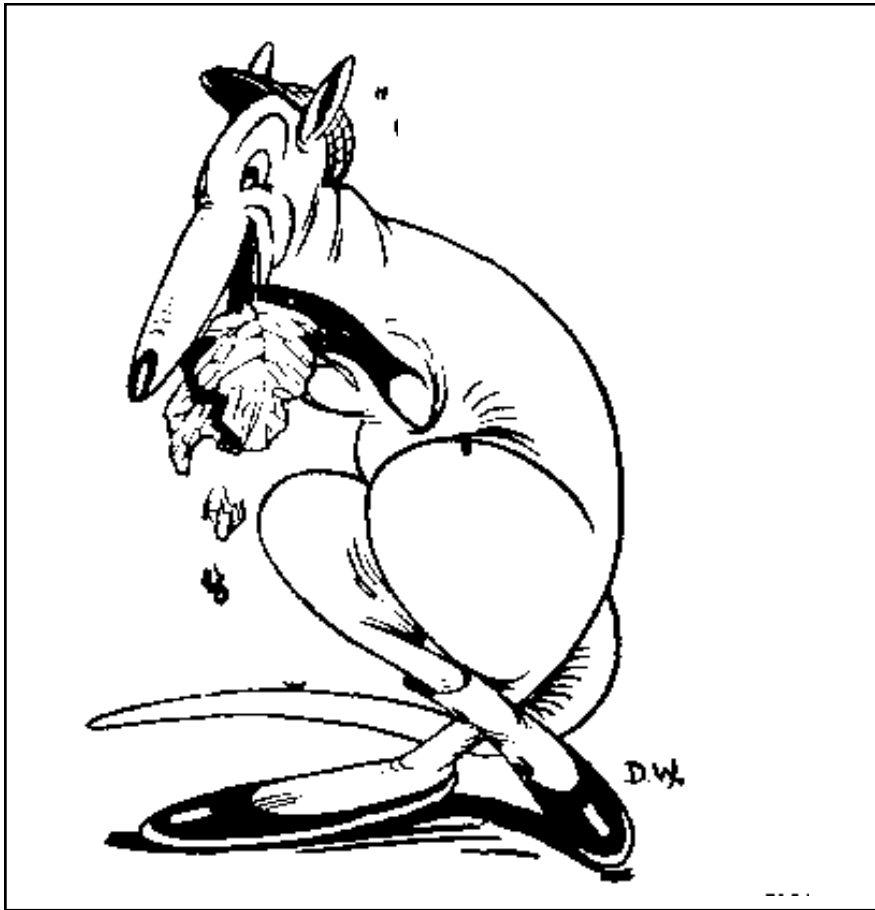
Handwriting practice lines consisting of a solid top line, a dashed middle line, and a solid bottom line. The first line contains seven dashed uppercase 'V's for tracing. Below this are two more sets of empty handwriting lines for independent practice.



van vet vine

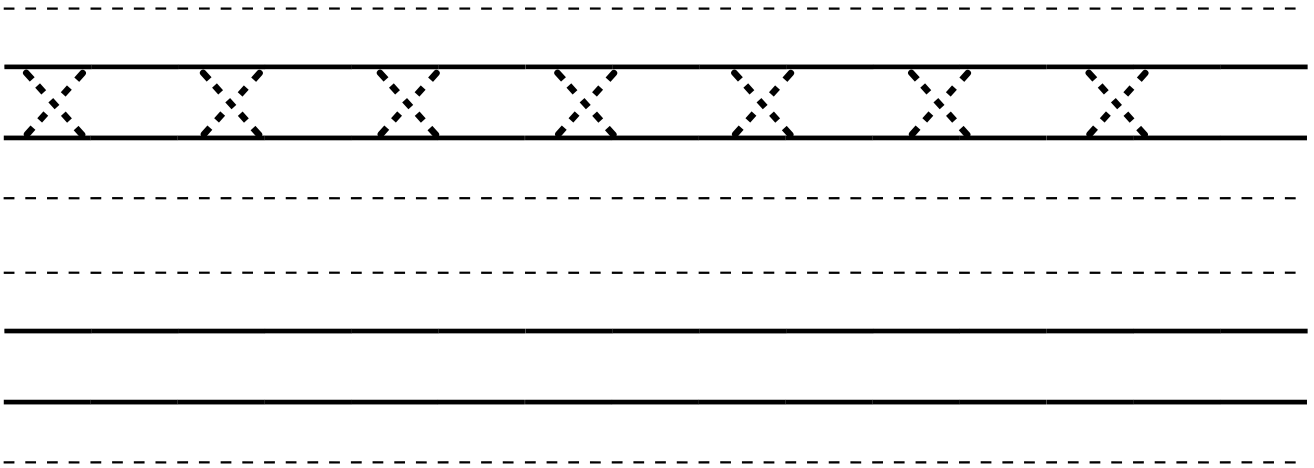
W w

W w W w W w W w



wet was we

x x



ox six fox

Y y


y y y y y y y



yet you yes

Z z

Z Z Z Z Z Z Z



zip zip zoo

Aa Bb Cc Dd Ee

Ff Gg Hh Ii Jj

Kk Ll Mm Nn Oo

Pp Qq Rr Ss Tt

Uu Vv Ww Xx Yy

Zz

