


Blinky Bill



Handwriting and Alphabet Copy Book

From

Homeschooling Downunder

Italics Print

Foundation Font

Blinky Bill Handwriting & Alphabet Copy Book

Italics Print (Foundation Font)

Illustrations Dorothy Wall

By Michelle & Bethany Morrow

©Homeschooling Downunder 2010

www.homeschoolingdownunder.com

Our special thanks go to John Greatorex at School Fonts for use of his fonts.

To contact School Fonts the website is:

www.schoolfonts.com.au

This ebook is under copyright. It has been provided free to make it accessible to all. Please do not illegally reproduce copies. It is not to be sold or used for commercial purposes without permission from the publisher

All enquiries to Homeschooling Downunder.



Welcome to Blinky Bill Alphabet Copy Book

This resource has been developed to provide a language-arts resource that helps a child develop the pre-writing skills that lead to good handwriting.

We have tried to make this workbook very easy to use. There is one letter per page which can be printed as single or multiple copies. On each page the child can trace a letter and then practice copying it. The child can also colour in the illustration if they desire. We have also placed a few easy phonic or Dolche list words for children to practice writing and reading.

The letters of the alphabet have been provided as a model of good handwriting. It is not meant to be a handwriting course but rather an aid to teaching letter construction and recognition of letters.

The stories of Blinky Bill by Dorothy Wall are an Australian Classics. You may choose to read the story aloud to enhance the lessons. Here is an online version of the book.

<http://gutenberg.net.au/ebooks04/0400571h.html>

For more information on teaching handwriting and language arts I suggest you try our [Teaching Handwriting, Spelling and Grammar Charlotte Mason Style ebook](#).

Homeschooling Downunder Resources

Our handwriting products are available in both italics and manuscript font styles. With American and Australian (British, New Zealand, South Africa) Spelling versions. You will find them to be a helpful additions to your handwriting tool chest

[Classic Copywork Series](#)

[Downunder Copywork Series](#)

I hope you enjoy using this resource!

Michelle

A a

A A A A A A A A



ant ant ant

B b


b b b b b b b b



big be but

C c

c c c c c c c c



cal can call

D d

d d d d d d d d



dog did do

E e

e e e e e e e e




eat eat eat

F f

F f F f F f F f F f F f F f F f

Blank handwriting lines for practice.



f f f f f f f f f f

G g

g g g g g g g g



go go go

H h

h h h h h h h h



hen hen hen

l l

l l l l l l l l l l

Blank handwriting lines for practice.



in it is

J j

J J J J J J J J J J



J j J j J j

K k

K k k k k k k k



key kite keg

L l


L l L l L l L l L l L l L l L l L l



lip lip lip

M m

M M M M M M



man moon mat

N n


N N N N N N N N



not not no

0 0

0 0 0 0 0 0 0 0



00 00

P p


P P P P P P P P



pot pig pen

Q q

q q q q q q q



quack quack quack

R r

r r r r r r r r



ram my rat

S s

S S S S S S S S



sit sat sun

T t

T T T T T T T T T T


Blank handwriting lines for independent practice.



tip top ten

U u

U U U U U U U U



up us ute

V v

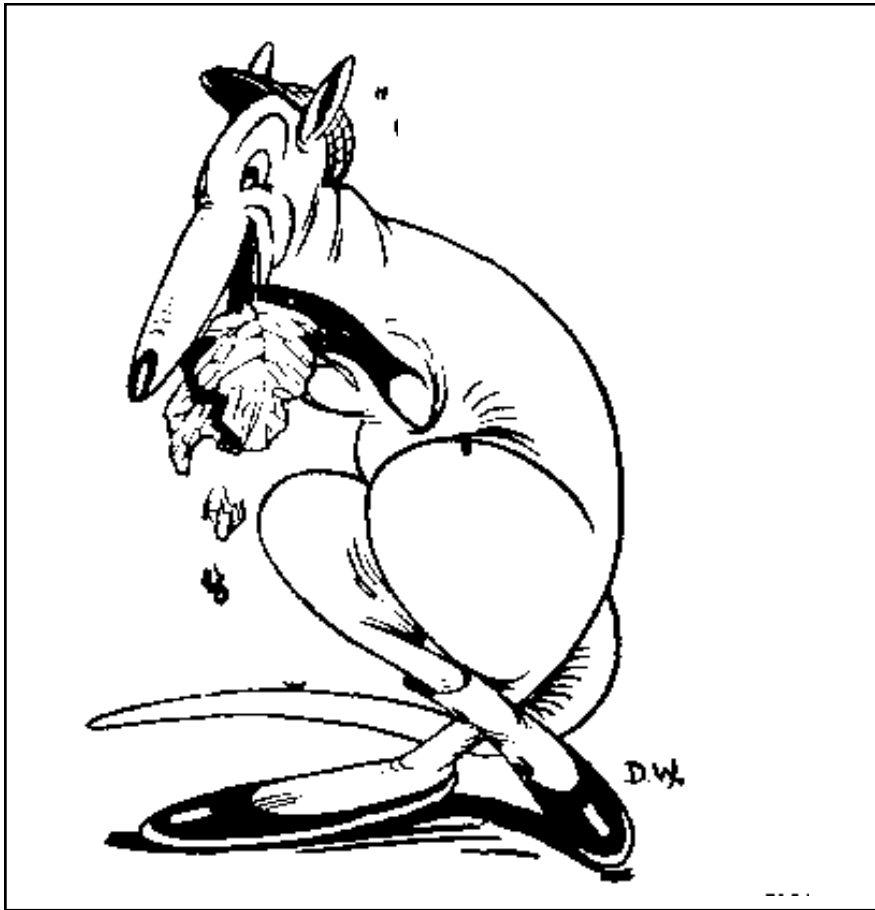
V V V V V V V V



vain veil vine

W w

W W W W W W



we was we

X x

X X X X X X X X



ox six xy y

Y y

Y y Y y Y y Y y Y y



Y Y Y Y Y Y Y Y Y Y

Z z

Z Z Z Z Z Z Z Z



zip zap zoo

Aa Bb Cc Dd Ee

Ff Gg Hh Ii Jj Kk

Ll Mm Nn Oo Pp

Qq Rr Ss Tt Uu

Vv Ww Xx Yy Zz

