

*Blinky Bill*



*Handwriting and  
Alphabet  
Copy Book*

*From*

*Homeschooling Downunder*

Italics Print

Foundation Font

# Blinky Bill Handwriting & Alphabet Copy Book

Italics Print (Foundation Font)

Illustrations Dorothy Wall

By Michelle & Bethany Morrow

©Homeschooling Downunder 2010

[www.homeschoolingdownunder.com](http://www.homeschoolingdownunder.com)

Our special thanks go to John Greatorex at School Fonts for use of his fonts.

To contact School Fonts the website is:

[www.schoolfonts.com.au](http://www.schoolfonts.com.au)

This ebook is under copyright. It has been provided free to make it accessible to all. Please do not illegally reproduce copies. It is not to be sold or used for commercial purposes without permission from the publisher

All enquiries to Homeschooling Downunder.



## Welcome to Blinky Bill Alphabet Copy Book

This resource has been developed to provide a language-arts resource that helps a child develop the pre-writing skills that lead to good handwriting.

We have tried to make this workbook very easy to use. There is one letter per page which can be printed as single or multiple copies. On each page the child can trace a letter and then practice copying it. The child can also colour in the illustration if they desire. We have also placed a few easy phonic or Dolche list words for children to practice writing and reading.

The letters of the alphabet have been provided as a model of good handwriting. It is not meant to be a handwriting course but rather an aid to teaching letter construction and recognition of letters.

The stories of Blinky Bill by Dorothy Wall are an Australian Classics. You may choose to read the story aloud to enhance the lessons. Here is an online version of the book.

<http://gutenberg.net.au/ebooks04/0400571h.html>

For more information on teaching handwriting and language arts I suggest you try our [Teaching Handwriting, Spelling and Grammar Charlotte Mason Style ebook](#).

### Homeschooling Downunder Resources

Our handwriting products are available in both italics and manuscript font styles. With American and Australian (British, New Zealand, South Africa) Spelling versions. You will find them to be a helpful additions to your handwriting tool chest

[Classic Copywork Series](#)

[Downunder Copywork Series](#)

I hope you enjoy using this resource!

Michelle

A a


a a a a a a a a



ant and at

B b


b b b b b b b b



big be but

C c

C C C C C C C C



cat can call

D d

d d d d d d d



dog did do

E e


e e e e e e e e



eat egg end

F f

f f f f f f f f



fat fan fit

G g

g g g g g g g g



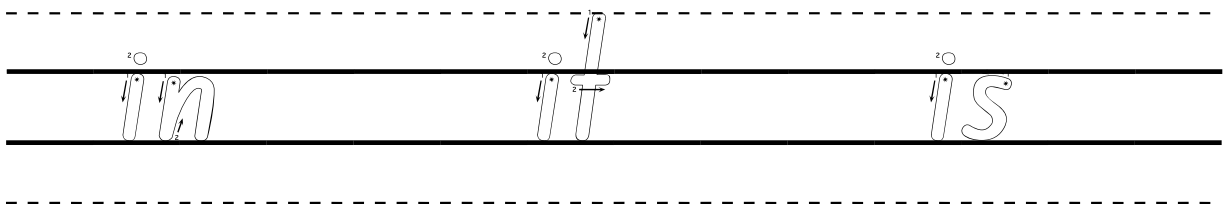
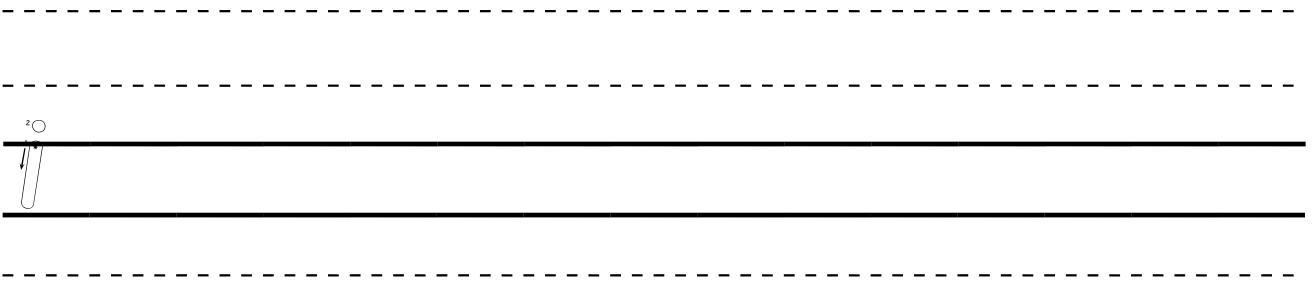
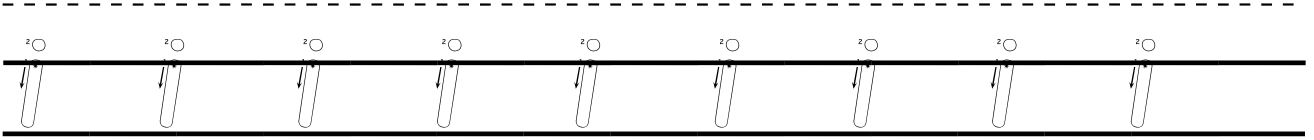
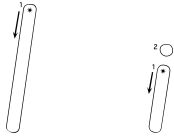
go got get

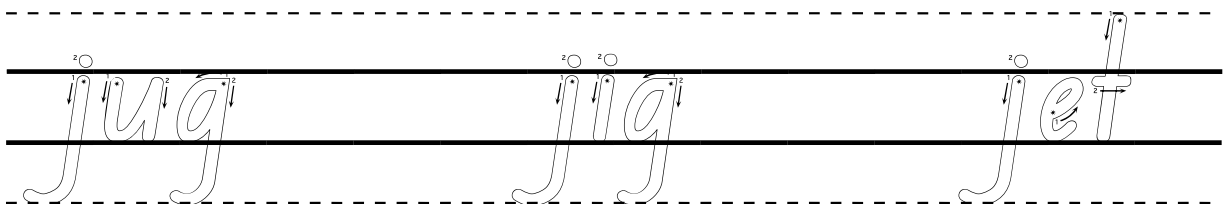
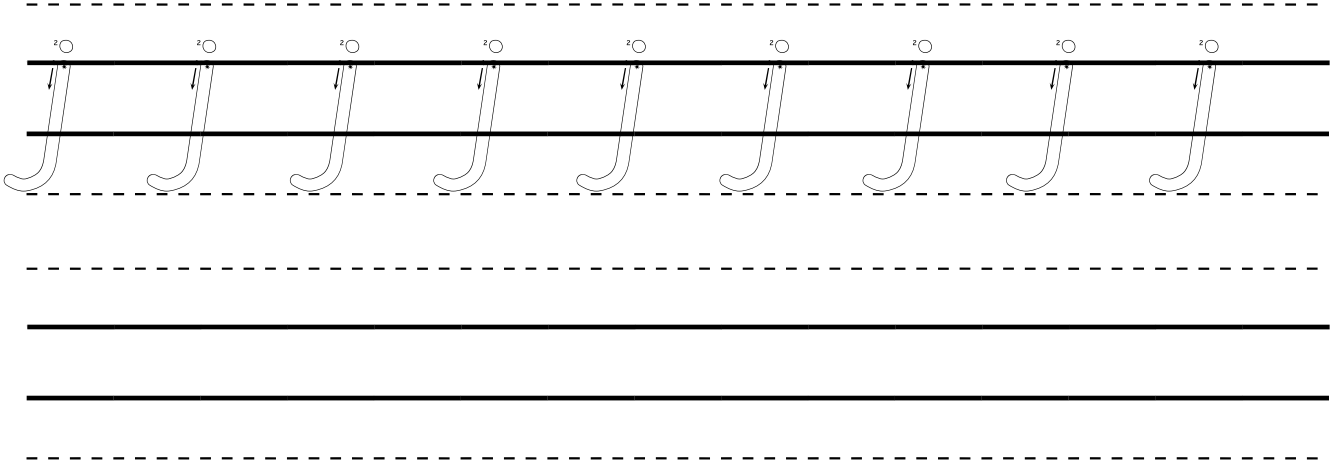
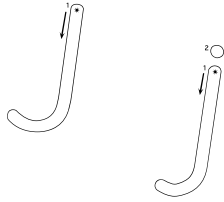
H h

h h h h h h h h



hat ham hen






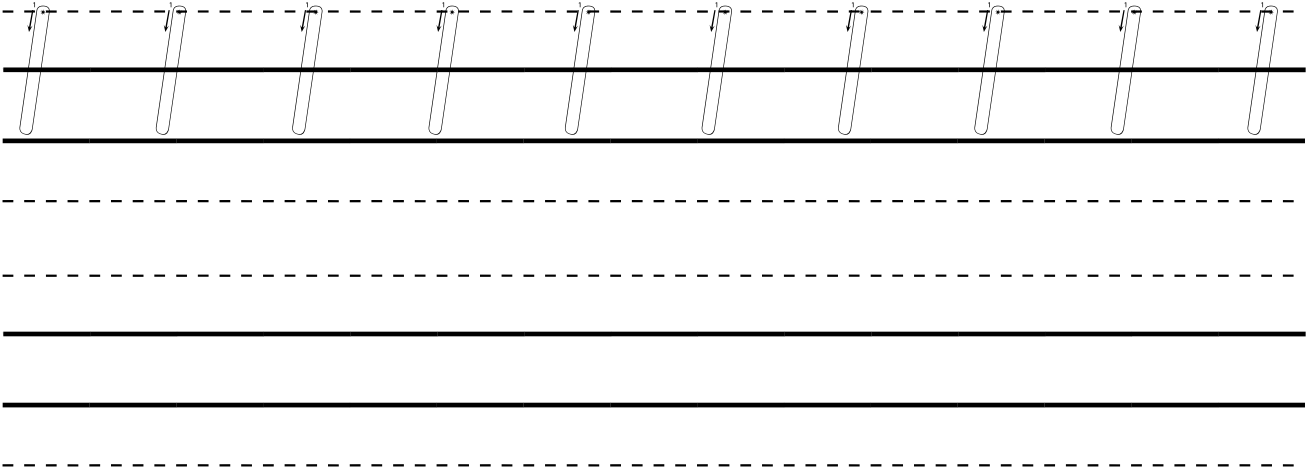
K k

k k k k k k k k



key kite keg


L l



lip log lap

M m

m m m m m m



main

moon

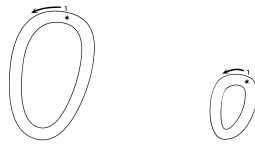
mat

N n


n n n n n n n



not net no



Handwriting practice lines consisting of a solid top line, a dashed middle line, and a solid bottom line. The first line contains eight uppercase 'O's for tracing. Below this are two more sets of empty handwriting lines for independent practice.



Handwriting practice lines with the words 'or', 'on', and 'one' written in a cursive font on a solid line between a dashed top line and a solid bottom line.

P p


p p p p p p p p



pot pig pen

Q q

q q q q q q q



queen quilt quad

R r


r r r r r r r r



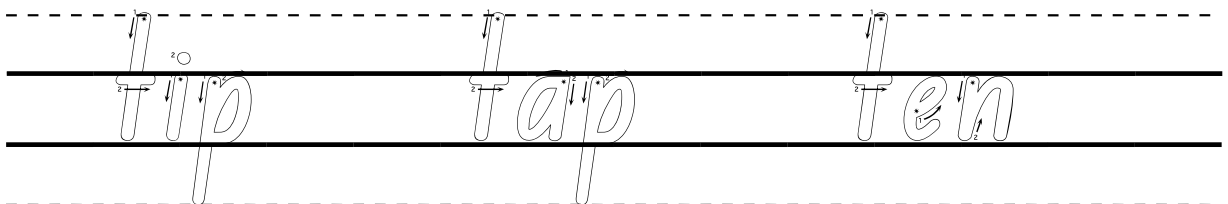
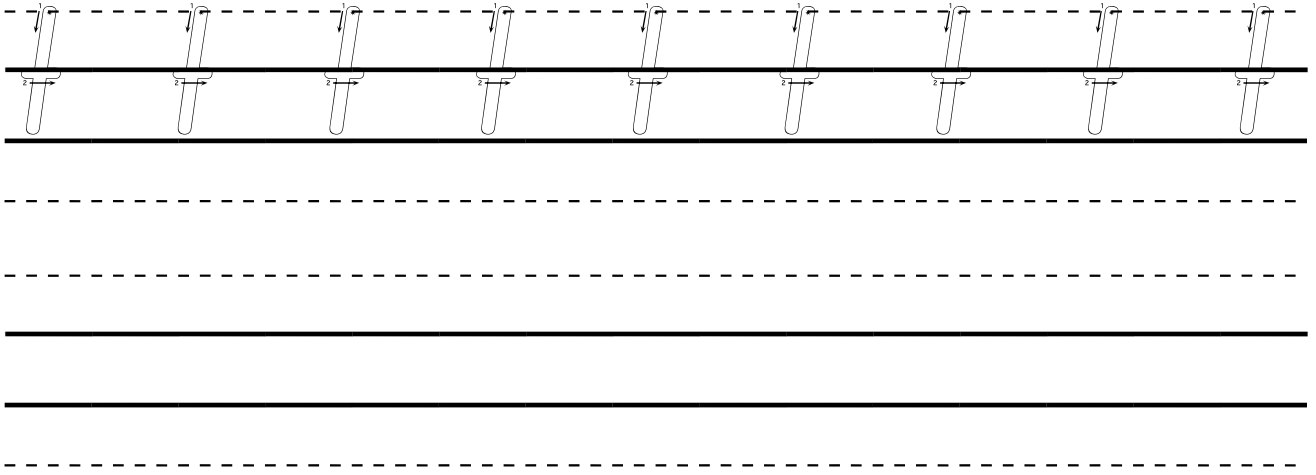
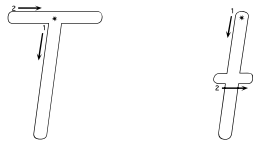
ran rug rat

S s

S S S S S S S S




sit sat sun



U u

U U U U U U U



up us ute

V v

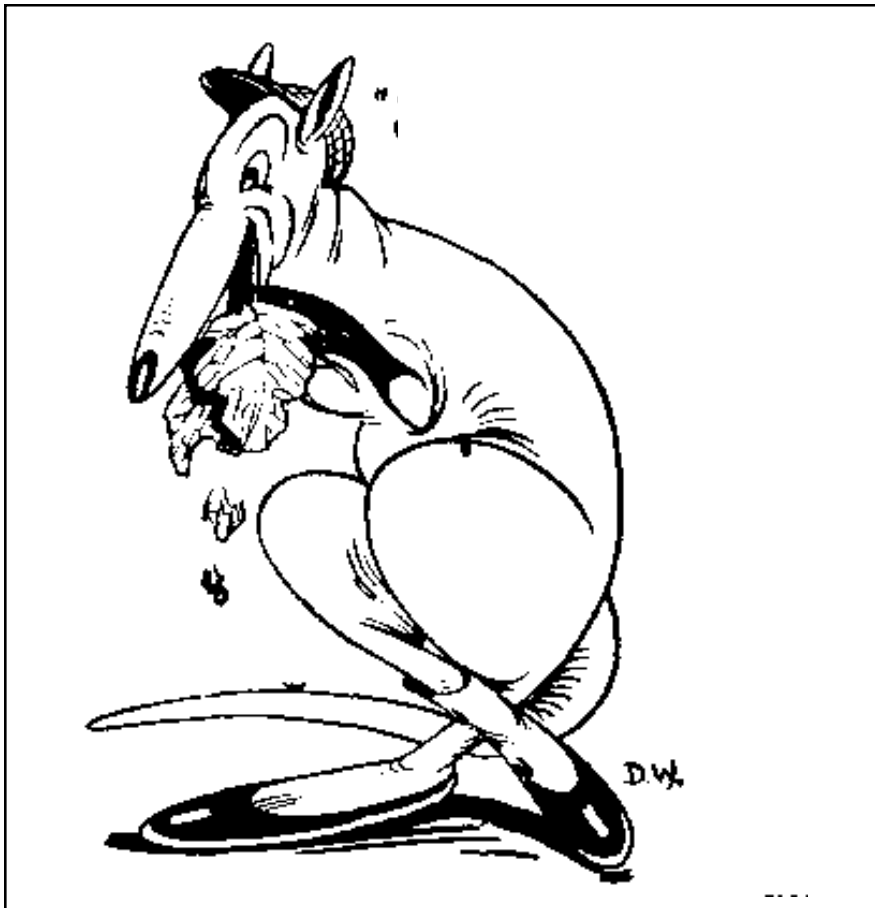
Handwriting practice lines for the letter 'v'. The first row contains seven dashed 'v' characters for tracing. Below are two sets of blank handwriting lines, each consisting of a solid top line, a dashed middle line, and a solid bottom line.



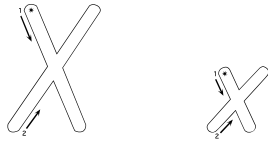
van vet vine

Ww

W W W W W W



wet was we



Tracing practice lines for the letter X. The first line contains eight uppercase X's. Below are two sets of blank handwriting lines, each consisting of a solid top line, a dashed middle line, and a solid bottom line.



Tracing practice lines for the words 'ox', 'six', and 'xray'. The words are written in a cursive font on a set of handwriting lines.

Y y

y y y y y y y y



yet you yam

Z z

Handwriting practice lines for uppercase 'Z' and lowercase 'z'. The first row contains seven 'Z' characters for tracing, each with numbered arrows indicating stroke direction. Below this are two sets of blank handwriting lines, each consisting of a solid top line, a dashed middle line, and a solid bottom line.



Handwriting practice lines for words starting with 'z'. The first row contains three words for tracing: 'zip', 'zap', and 'zoo'. Each word is written in a cursive style with numbered arrows indicating stroke direction. Below this are two sets of blank handwriting lines, each consisting of a solid top line, a dashed middle line, and a solid bottom line.

Aa Bb Cc Dd Ee

Ff Gg Hh Ii Jj Kk

Ll Mm Nn Oo Pp

Qq Rr Ss Tt Uu

Vv Ww Xx Yy

Zz

